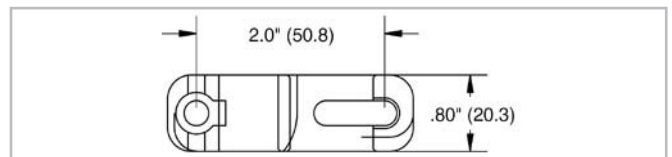
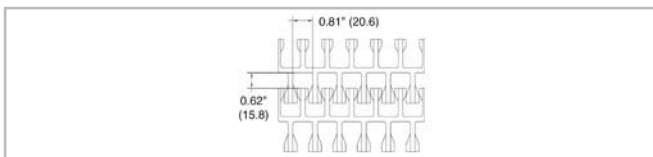



KVP® straight 2" pitch belting IS620-S (Flush Grid)



Description

- 2 inch pitch
- 76% open area
- Food approved materials
- Connecting rod diameter = 0.250 inch (6.4 mm)
- Standard belt width increments = 3 inch (76.2 mm) nominal, starting from 7.25 inches (184.2 mm)
- Non-standard widths available in 1 inch (25.4 mm) increments from 5 inches (127 mm) upon request
- Material selection may affect belt width — please contact your local partner for actual dimensions



Belt data

| Belt material | | PP | PE | POM | Nylon (PA 66) |
|---------------------------------|-------------------|----------|-----------|----------------|---------------|
| Rod material | | PP | PE | | PP |
| Nominal tensile strength F'_N | N/m | 26268 | 21014 | 39402 | 39402 |
| straight run | lb/ft | 1800 | 1440 | 2700 | 2700 |
| Temperature range | °C | 5 - 105 | -70 - 65 | 5 - 93 | 5 - 118 |
| | °F | 40 - 220 | -94 - 150 | 40 - 200 | 40 - 245 |
| Belt weight m_B | kg/m ² | 8.6 | 8.9 | 12.5 | 10.5 |
| | lb/sqft | 1.76 | 1.82 | 2.56 | 2.15 |
| Standard belt color | | gray | white | blue/off-white | dark gray |

Additional belt colors and materials available, abrasive resistant Nylon (Polyamide) and stainless steel rods available - contact your local partner.

Belt accessories

| | | | | |
|------------------------------|---|-----------------------|--|---|
| | <p>Flush</p> <p>Curved</p> | | | |
| <p>Hold down tabs</p> | <p>Inserts Note: Inserts may affect belt pull — please contact your local partner.</p> | <p>Rollers</p> | <p>Standard flight Standard flights are available in 1", 2", 3" and 4" heights. Standard flight indent is 1-3/4" or greater from outside edge of belt. High friction flights available — please contact your local partner.</p> | <p>Sideplates Available in 4" heights. Note: Sideplates must be indented 1 3/4" from outside edge of belt.</p> |

KVP® straight 2" pitch belting IS620-S (Flush Grid)



Product liability, application considerations

If the proper selection and application of Habasit products are not recommended by an authorized Habasit sales specialist, the selection and application of Habasit products, including the related area of product safety, are the responsibility of the customer.

All indications / information are recommendations and believed to be reliable, but no representations, guarantees, or warranties of any kind are made as to their accuracy or suitability for particular applications. The data provided herein are based on laboratory work with small-scale test equipment, running at standard conditions, and do not necessarily match product performance in industrial use. New knowledge and experiences can lead to modifications and changes within a short time without prior notice.

BECAUSE CONDITIONS OF USE ARE OUTSIDE OF HABASIT'S AND ITS AFFILIATED COMPANIES CONTROL, WE CANNOT ASSUME ANY LIABILITY CONCERNING THE SUITABILITY AND PROCESS ABILITY OF THE PRODUCTS MENTIONED HEREIN. THIS ALSO APPLIES TO PROCESS RESULTS / OUTPUT / MANUFACTURING GOODS AS WELL AS TO POSSIBLE DEFECTS, DAMAGES, CONSEQUENTIAL DAMAGES, AND FURTHER-REACHING CONSEQUENCES.